

Bindevev, frie aminosyrer og mineralenes betydning for tekstur

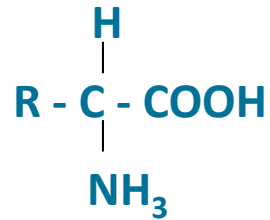
Marit Espe

Hell 17.06.09

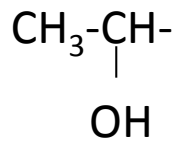
IAA's i fiske ernæring

- Behov for 10 AA's
- Andre dyr har behov for 8 (9)
- Fisk har lav ureasyklus og har derfor et behov også for arginin

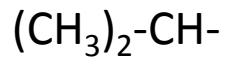
Indispensable AAs i fisk:



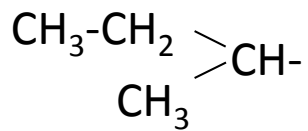
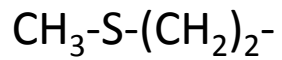
Thr



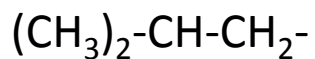
Val



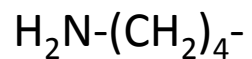
Met



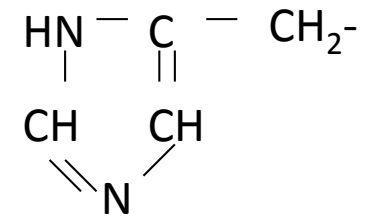
Ile



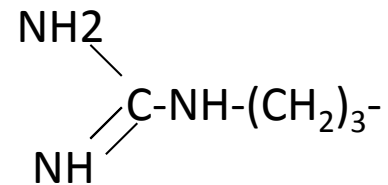
Leu



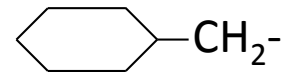
Lys



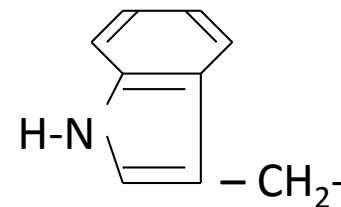
His



Arg



Phe



Trp

Table 1. The protein (g/16gN), total- and free amino acid content (mg/g protein) in domestic animals (beef) and fish muscle. The free amino acids constitutes minor amount.

AA's	Total AA's		Free AA's		% free of total	
	Beef ¹	Fish muscle ¹	Beef ²	Fish muscle ³	Beef	Fish muscle
Protein	20-23	20-22	-	-	-	-
Met*	23	30	0.15	0.10	0.65	0.44
Lys*	85	89	0.62	0.65	0.73	0.73
Thr*	40	45	0.15	0.24	0.39	0.38
Val*	59	51	0.28	0.20	0.47	0.40
Ile *	52	49	0.37	0.08	0.71	0.16
Leu*	83	80	0.80	0.24	0.96	0.30
Trp*	11	12	0.009	-	0.08	-
Phe*	41	43	0.37	0.16	0.91	0.37
His(*)	32	34	0.47	1.24	1.48	3.65
Arg*	67	63	0.90	0.12	1.34	0.19
Tyr	33	36	0.43	0.30	1.32	0.83
Gly	73	49	0.21	0.90	0.29	1.84
Ser	40	41	0.35	0.14	0.88	0.34
Pro	56	36	0.16	0.15	0.29	0.42
Ala	60	64	1.49	1.20	2.49	1.88
Asp	88	97	0.11	0.07	0.12	0.07
Glu	149	152	2.70	0.83	1.81	0.55
ΣAA's	991	971	9.57	6.62	0.96	0.68
NPN	9	29	-	-	-	-

*Regarded essential for the human being. ¹Adopted from Espe, 2008; ² Adopted from Koutsidis et al., 2008 (stored 10 days) ³ Espe, unpublished result (stored 5 days), Glu and Asp is the sum of amide and acid.

Fôringrediensene har endret seg

	<u>AAs (g/16gN)</u>	<u>fish meal</u>	<u>poultry by-products</u>	<u>bloodmeal</u>	<u>corn gluten</u>	<u>soyprotein</u>
	IAA	43,9	38,3	54,2	44,1	44,9
	DAA	48,0	54,3	45,5	61,9	52,3
	IAA/DAA	0,91	0,71	1,19	0,71	0,83
Dyr har ikke egentlig et proteinbehov	TSAA	3,7	3,3	2,3	4,1	2,9
	TAAA	9,5	10,5	10,8	11,3	8,9
Har behov for en balansert AA-profil	Non AA-N	8	7	0	0	0,7
	Lys/Arg	1,3	0,8	2,0	0,5	0,8
AA-profil ulik i ulike foringredienser	Met/Cys	2,9	1,0	1,0	1,4	1,0
	Leu/Ile	1,8	1,9	10,6	4,3	1,8
Ikke aminosyre nitrogen (non AA-N) er forskjellig i ulike ingredienser	Leu/Val	1,5	1,7	1,5	3,8	1,7
	Gly/Ser	1,6	2,0	0,9	0,5	0,8
	Lys/His	2,9	2,7	1,4	0,8	2,1
	TSAA/Lys	0,5	0,7	0,3	2,6	0,5
	TAAA/Lys	1,3	2,1	1,3	7,2	1,5

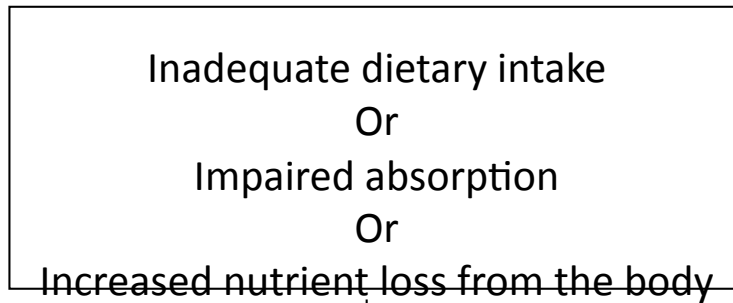
Well nourished



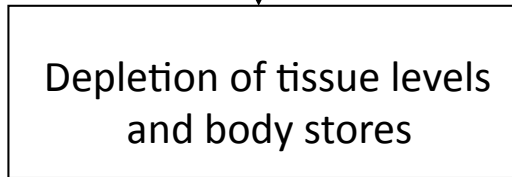
Individual at risk



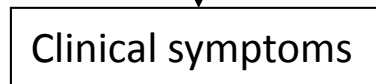
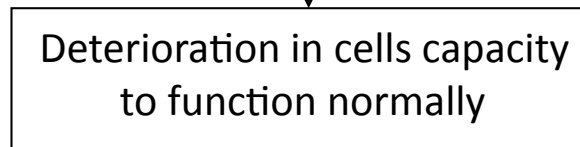
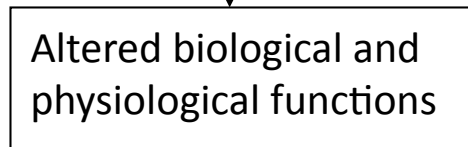
Acutely malnourished individual



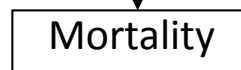
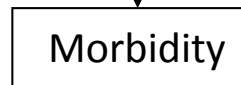
Dietary survey,
Nutrient intake



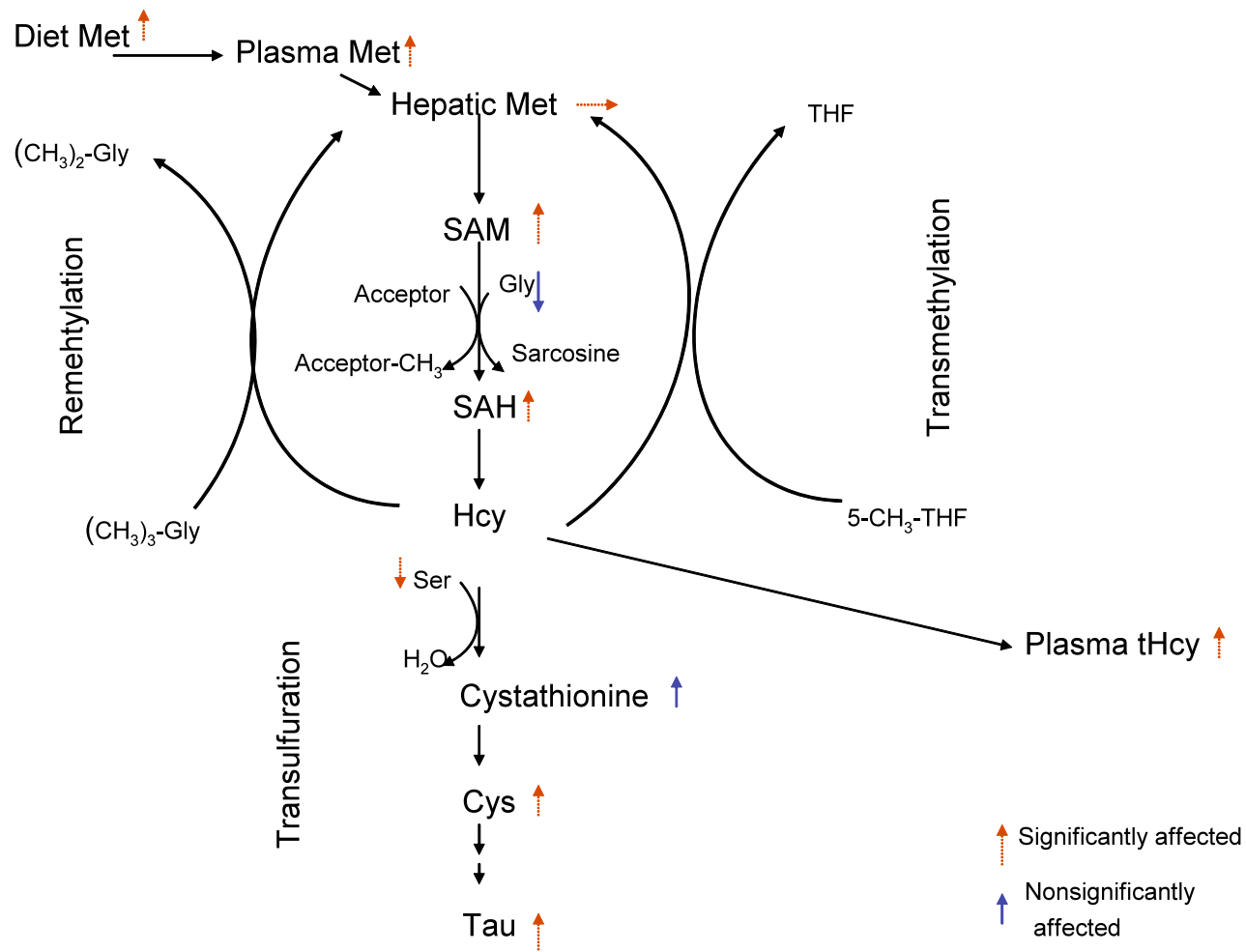
Biochemical &
Physiological studies
Metabolic experiments



Clinical signs and
symptoms



Vital statistics



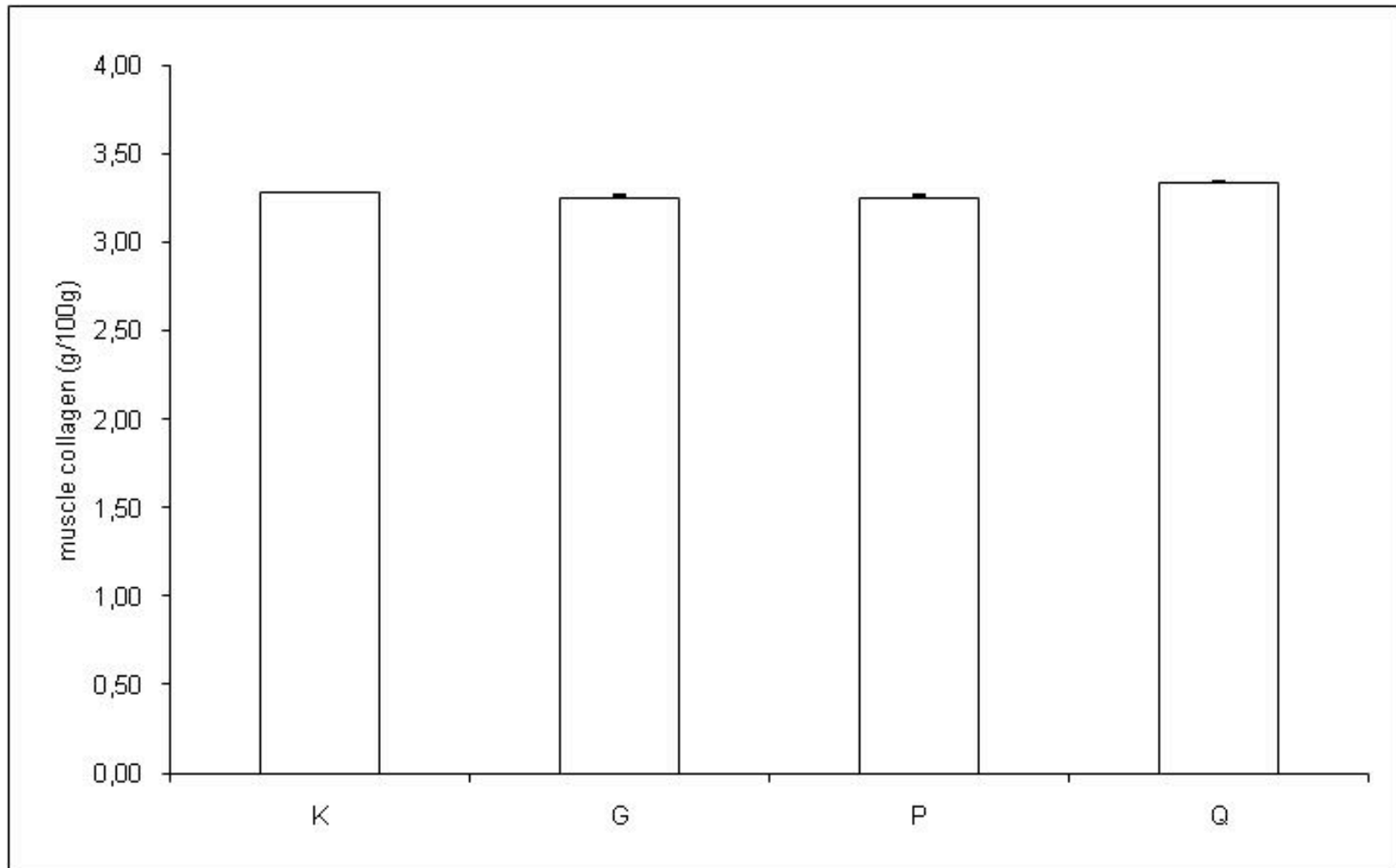
MCD dietter er kjent å gi fettlever,
Met mangel gir fettlever hos laks

From Espe et al, 2008

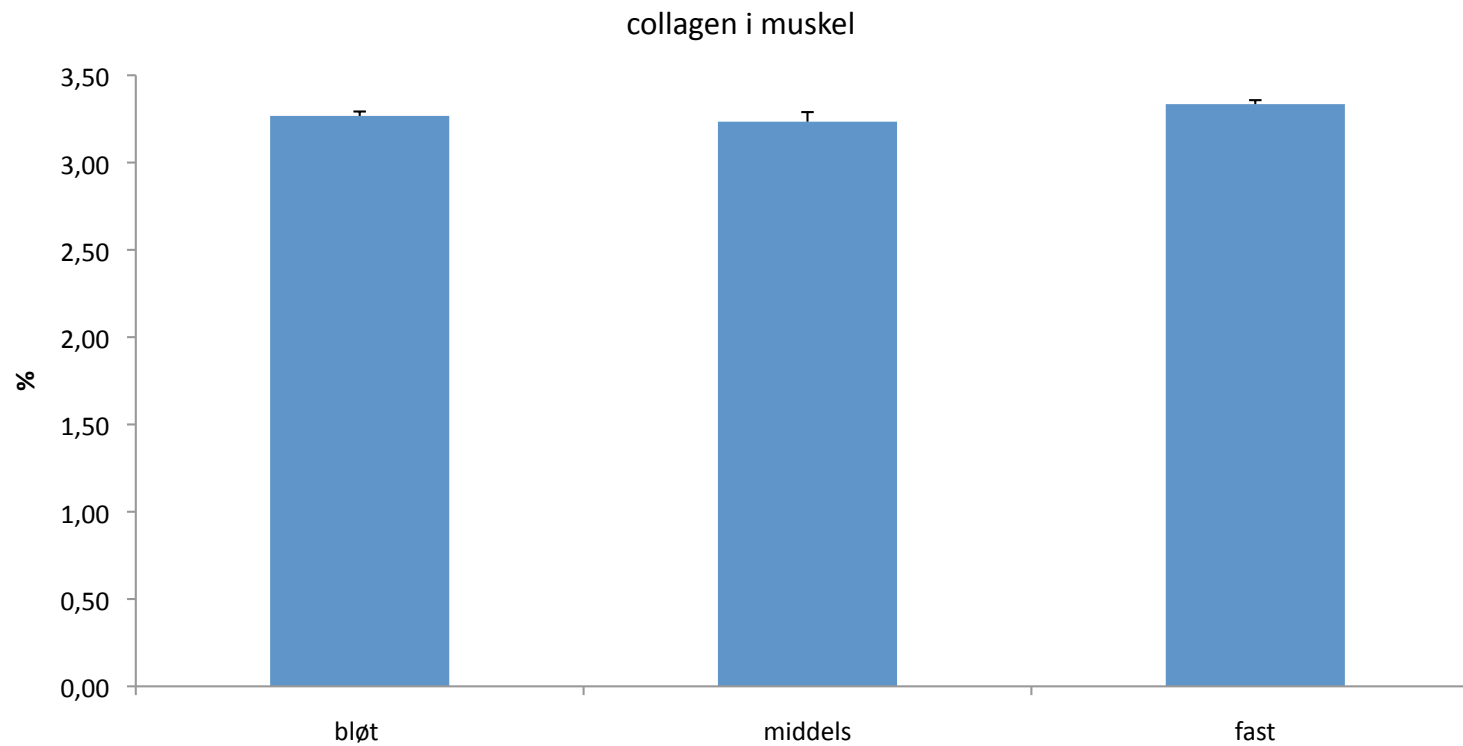
Frie aminosyrer og metabolitter,- ulike lokaliteter

- Atlantisk laks fra fire ulike lokaliteter
 - K, Q, P & G
- Frie N metabolitter i NQC
 - Samme prøver som analysert av NOFIMA
- Total collagen
 - Differansen total og fri OH-pro, (OH-pro*11.42; Sato et al. 1991)
- Frie N metabolitter i 3 ulike områder av fiskemuskel
 - Bare for noen av fiskene grunnet at ikke tatt ut for alle gruppene
 - Fremme i muskel i bløt stripe og over bløt stripe
- Mineraler (Cu, Zn, Se)

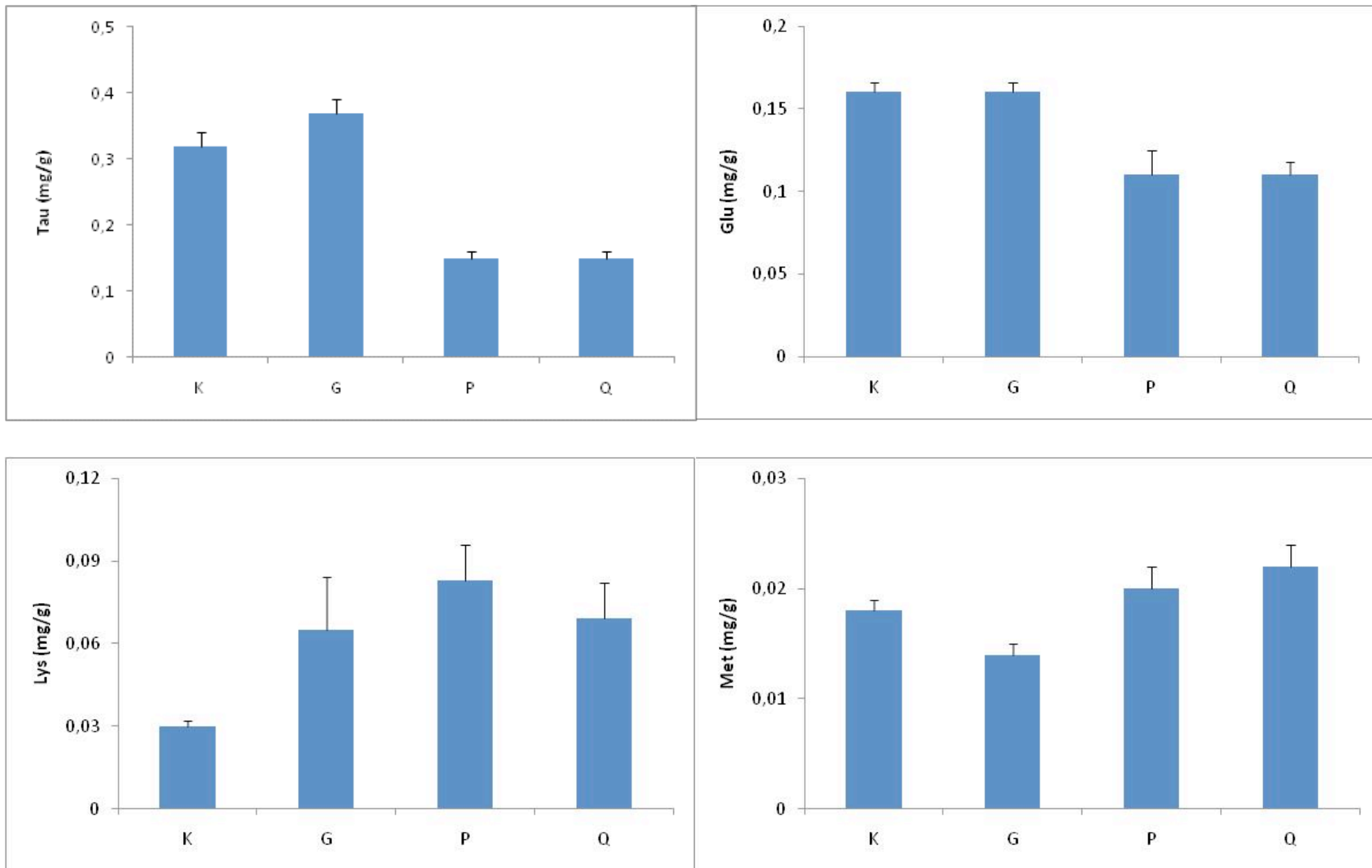
Bindevev ulike lokaliteter



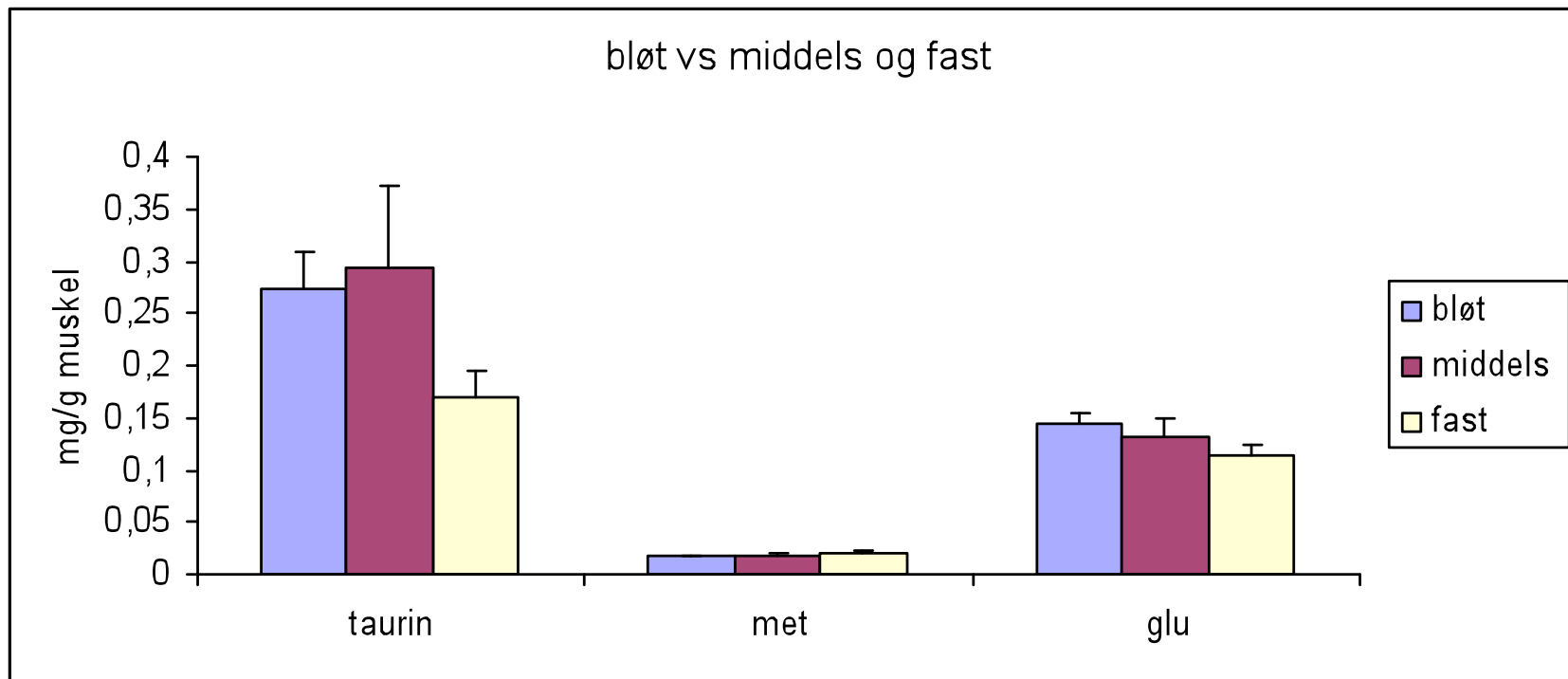
Total collagen ikke påvirket ved bløthet



AA og metabolitter ulike lokaliteter



Mean taurine, metionin og glutamat i bløt vs middels vs fast tekstur:

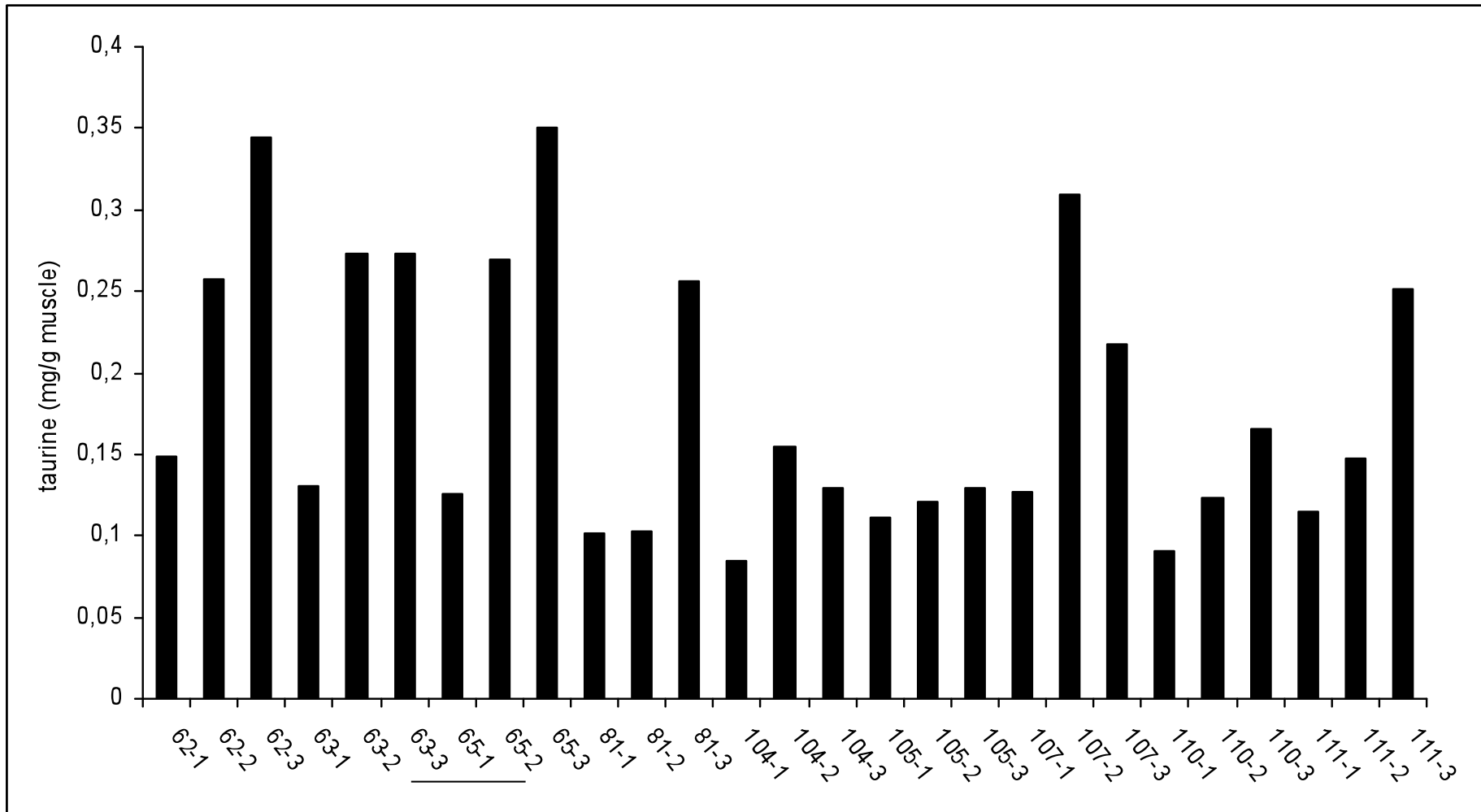


Bløt er 11 fisker

Middels er 3 fisker

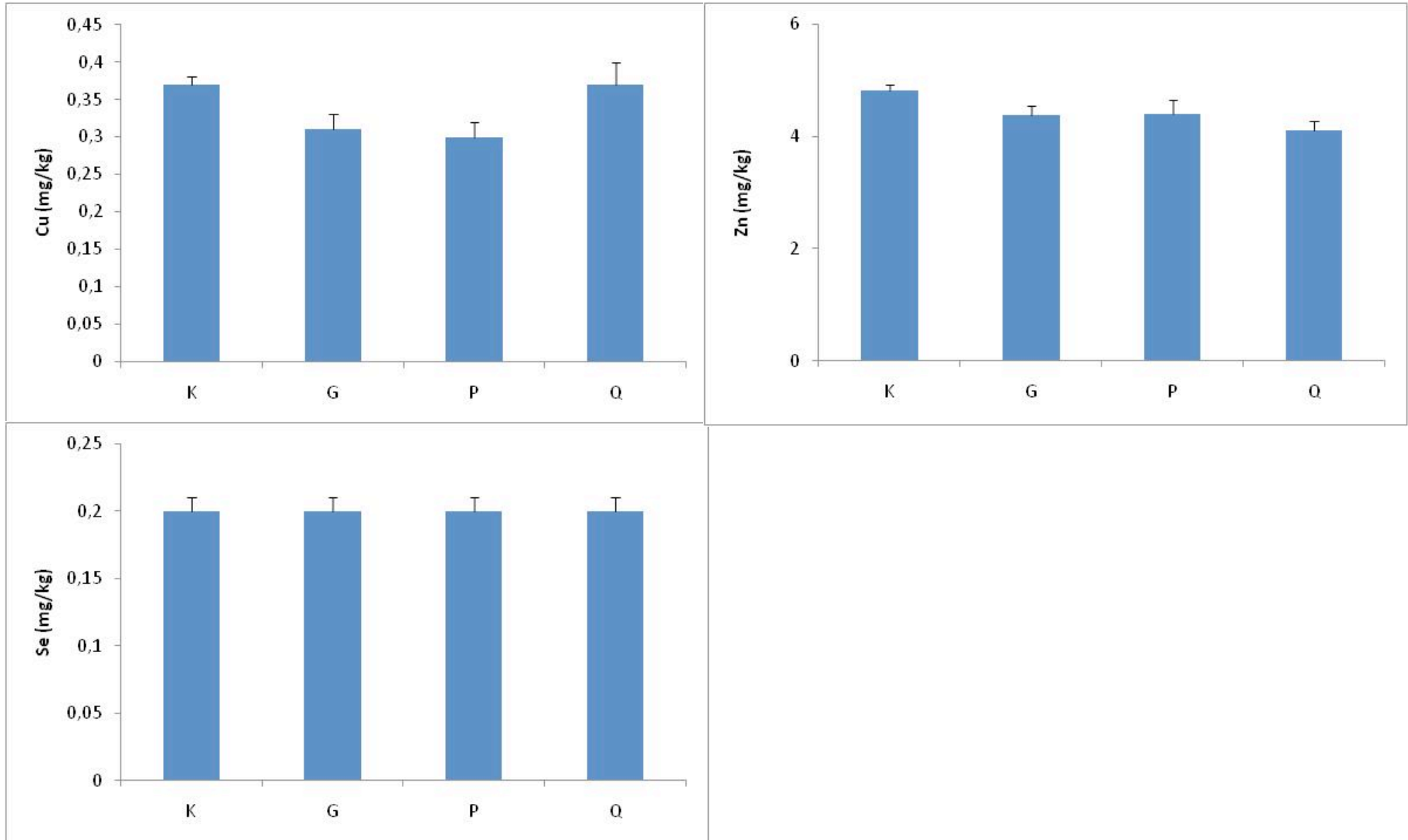
Fast er 6 fisker

Taurin i ulike område av laksemuskelen, stor variasjon

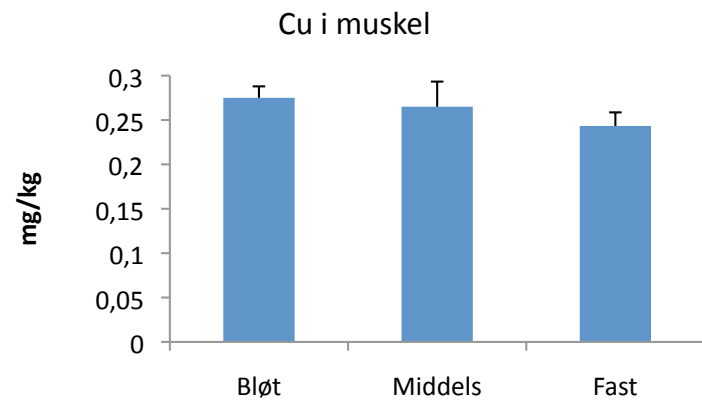
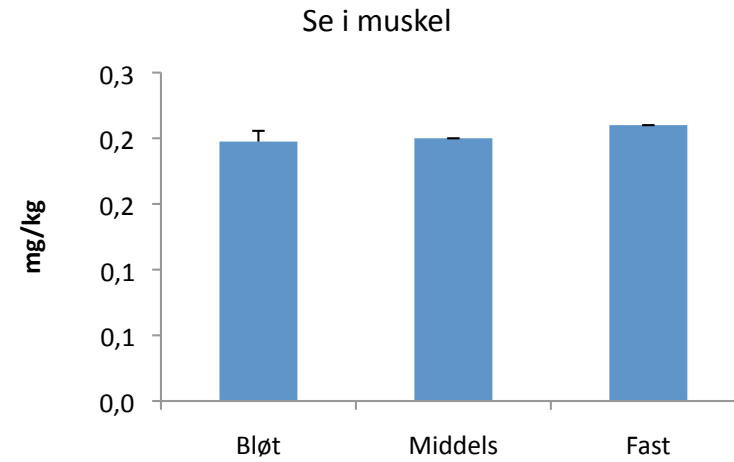
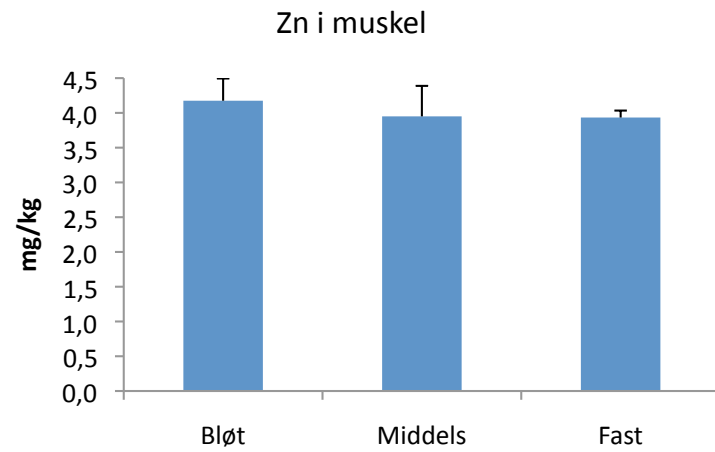


1 er foran ryggfinnen, 2 er sidelinja rett ovenfor gattet, 3 er bløt stripe

Mineraler ulike lokaliteter



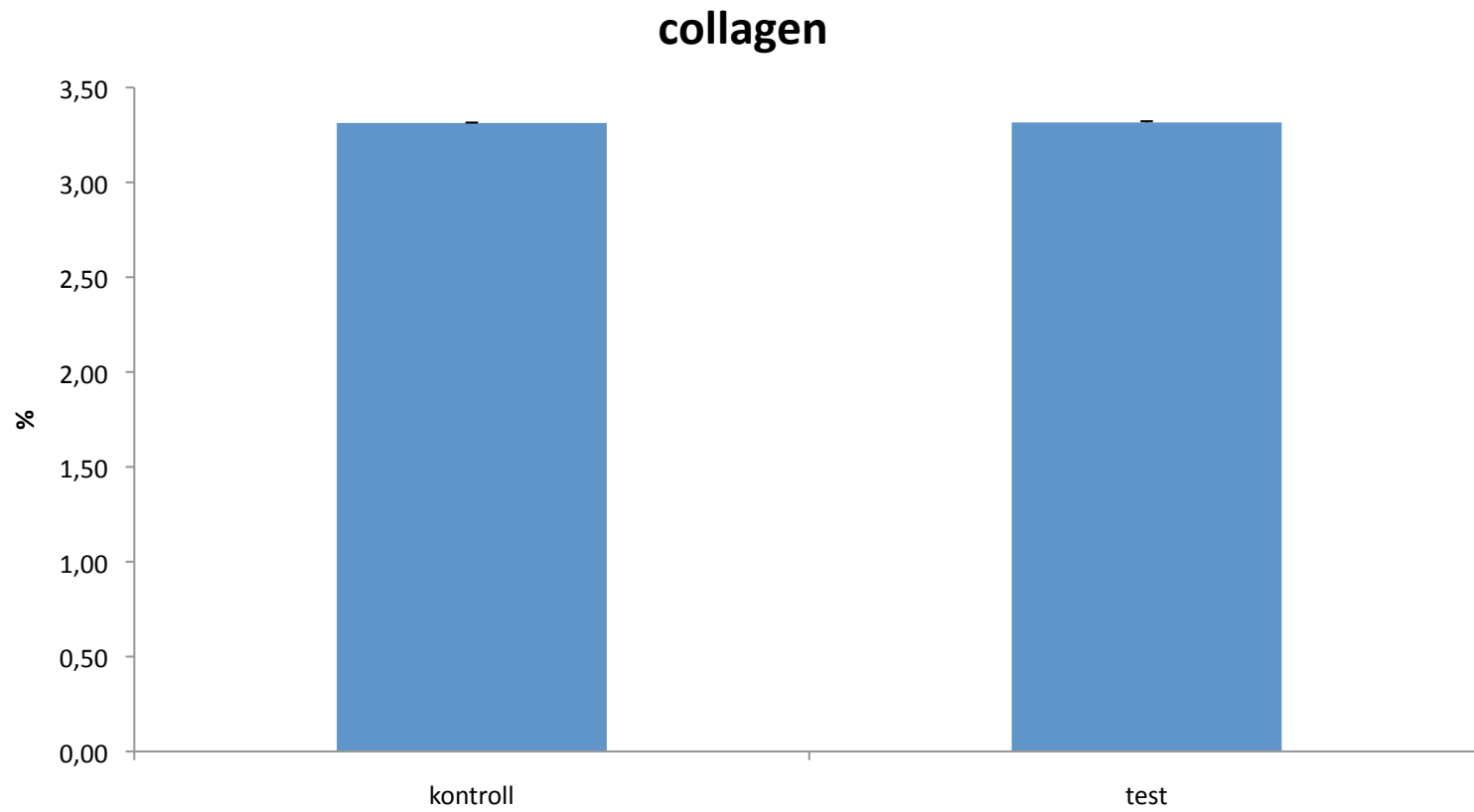
Mineraler (Zn, Se & Cu)



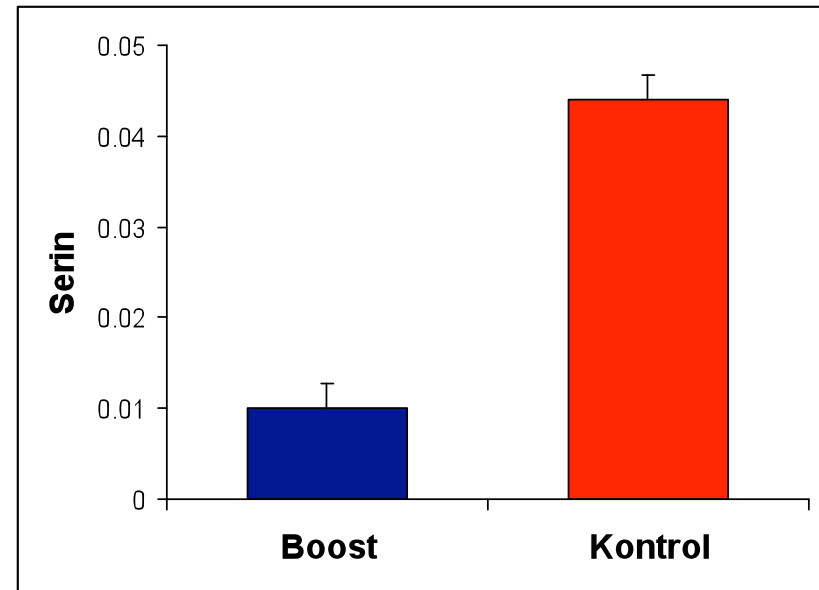
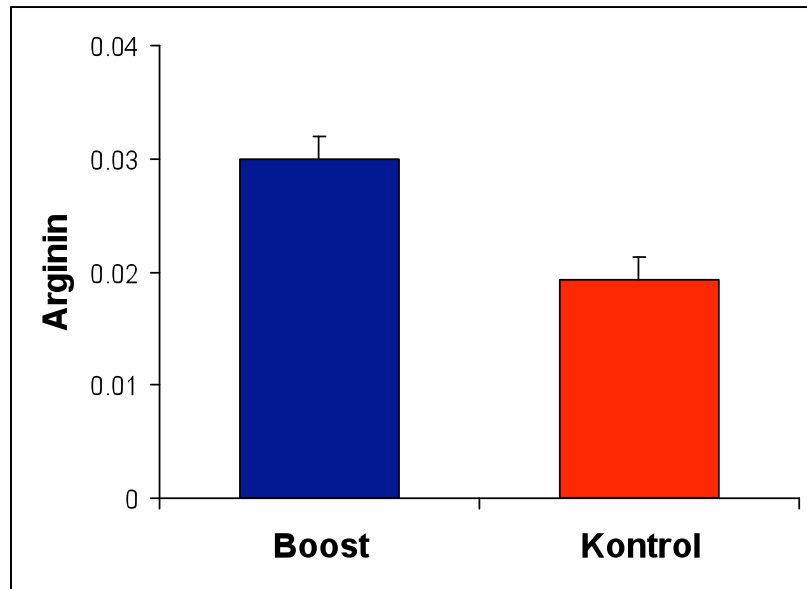
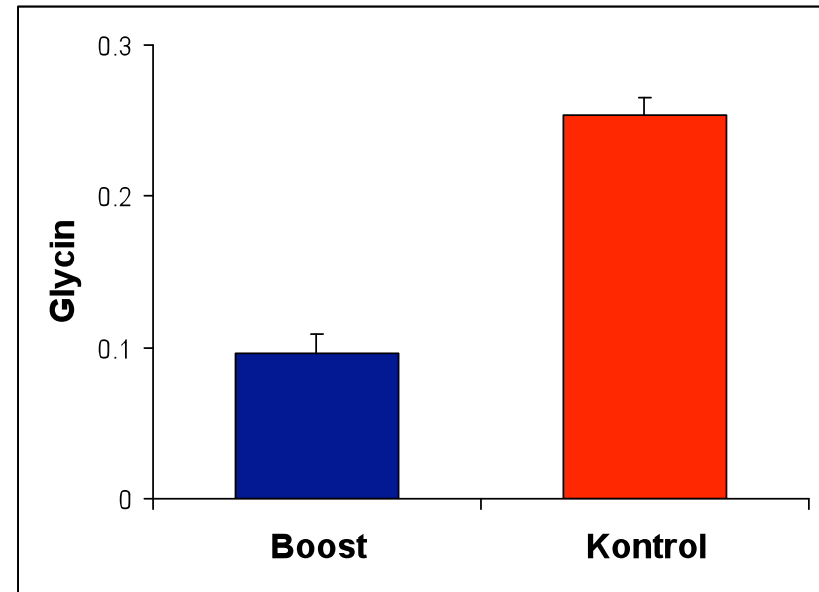
Forsøk ved NOFIMA

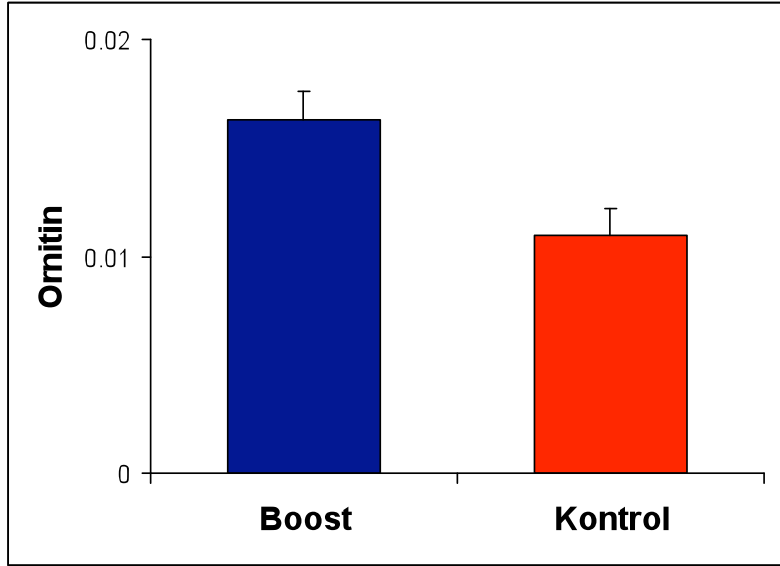
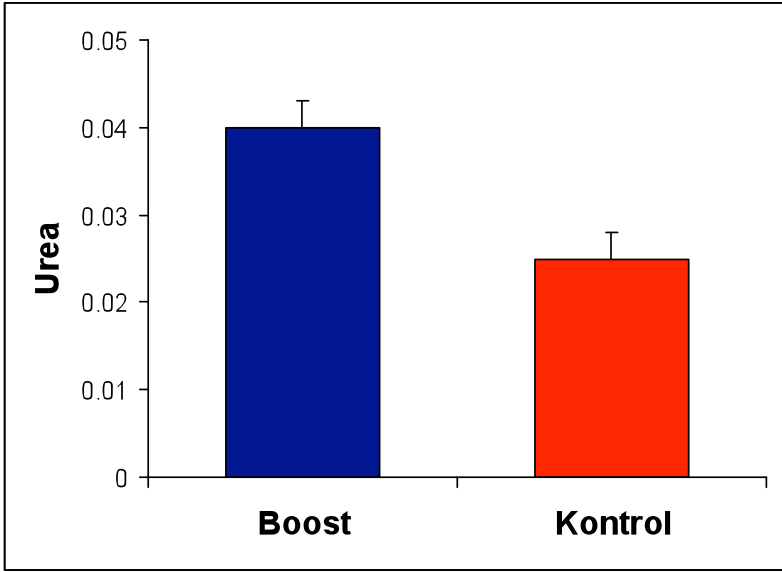
- Muskelprøver tilsendt fra forsøk i NOFIMA
 - Kontroll vs "boosted"
- Prøver fra NQC
 - Total collagen
 - Aminosyrer og Metabolitter
 - Mineraler (Zn, Se & Cu)
- Gått i merder (triplikater, 5 fisk pr merd analysert)

Total collagen



Frie aminosyrer i muskel

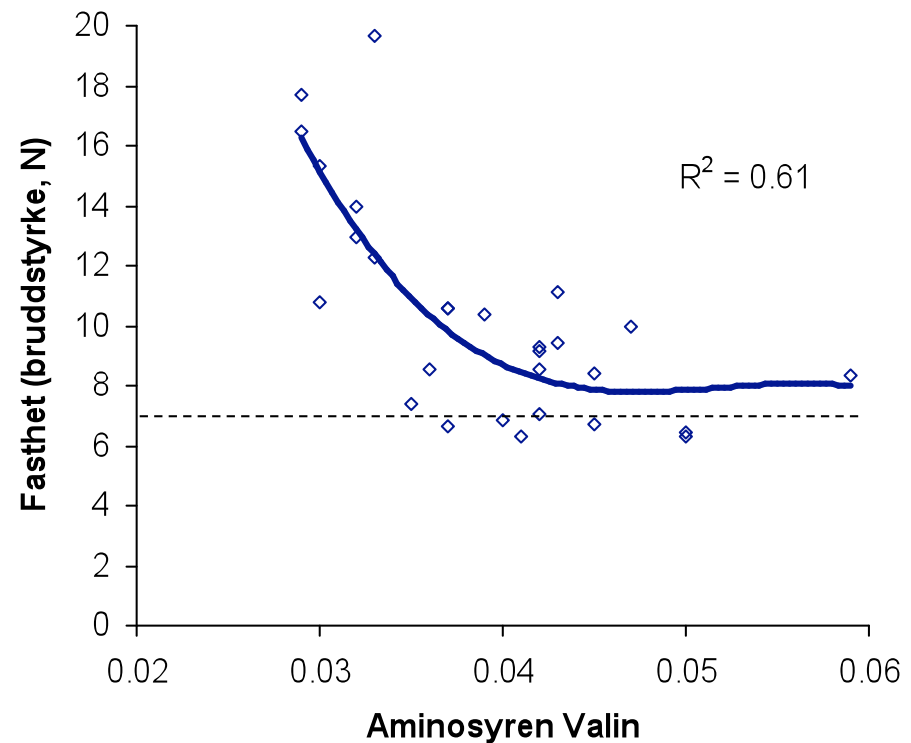




Fasthet vs mengde frie aminosyrer i muskel

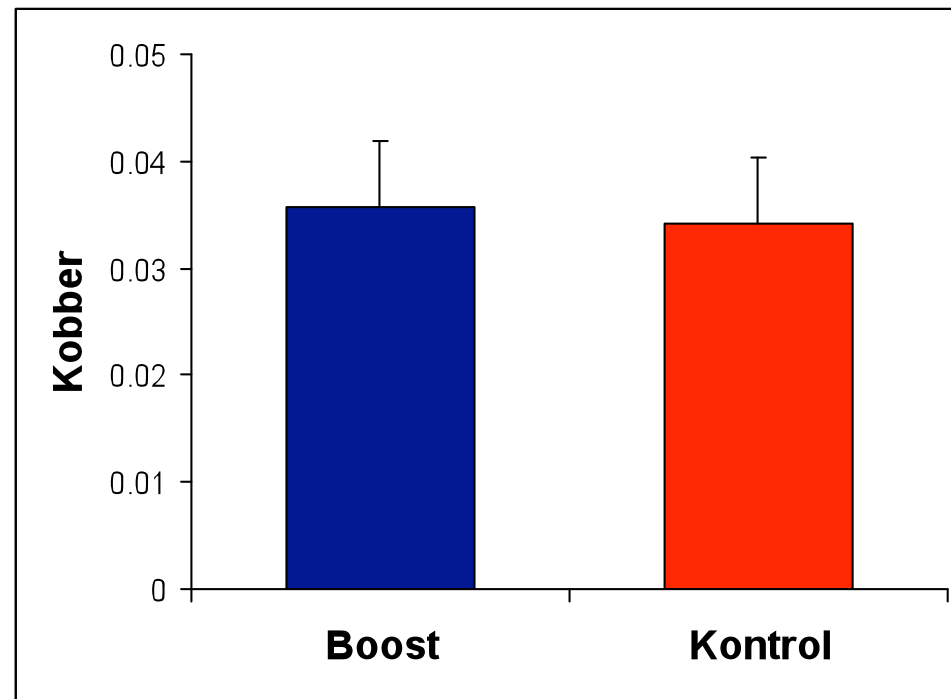
<u>Aminosyre</u>	<u>Korrelasjon*</u>
Val	-0.75
β-Ala	-0.69
Ile	-0.66
Asp	-0.62
Leu	-0.61
1-methyl-His	-0.61
Met	-0.53
Phe	-0.5
Glu	-0.43
Tau	-0.4
Phosphoetanolamin	-0.38
Tyr	-0.32
Thr	0
Glu	0

Jo mer frie AA desto bløtere muskel



*Kraft ved 60% nedtrykk, n = 30

Mineraler ingen forskjell

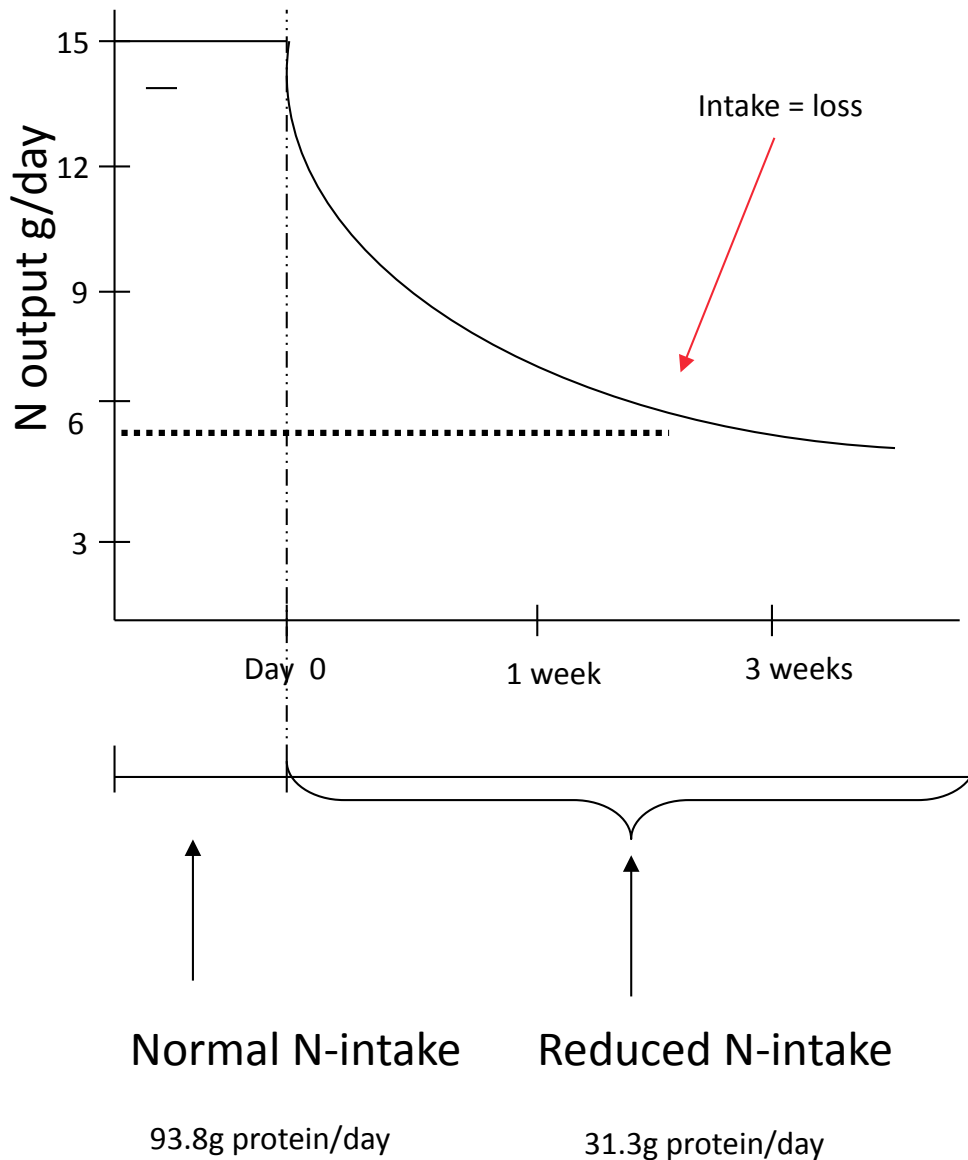


Konklusjon

- Total mengde bindevev synes ikke å være endret
- Tidligere sett at Cu og Zn er relatert til bløthet
 - Ikke signifikante endringer i mineraler
- Det er en korrelasjon mellom frie aminosyrer og bløthet
 - Jo mer frie aminosyrer, jo bløtere fisk
- Økt nedbrytning av protein
- Endret membranstabilitet???

Hele metabolismen må studeres

- Kan det være en ubalanse i næringstoffer?
- Livsviktige organ prioriteres
 - Lever, hjerte, hjerne, nyre
- Muskelen er et "stort lager" stor tilpasningsevne
- Hvordan mangel signaliseres er derfor viktig
 - Reseptorer, transportører, kjernereseptorer etc
- Tilgang på metabolitter/osmolytter
 - Bør sees i sammenheng med endret føringredienser (-taurin, endret AA-ratioer/profiler)
- Eventuell "mangel på metabolitter" og funksjonaliteten av muskelen
 - Bør studeres mer systematisk og sees i sammenheng med strukturelle endringer og bløthet



The 70 kilo man is fed 93.8g protein/daily (15g N)

On day zero his protein intake is being reduced to 31.3g protein/daily (5g N)

What will he do to adapt to this new situation?

Negative N-balance

Reduce his Urinary N output

Approximately 1 week later he has reduced

his urinary N to the obligatory loss

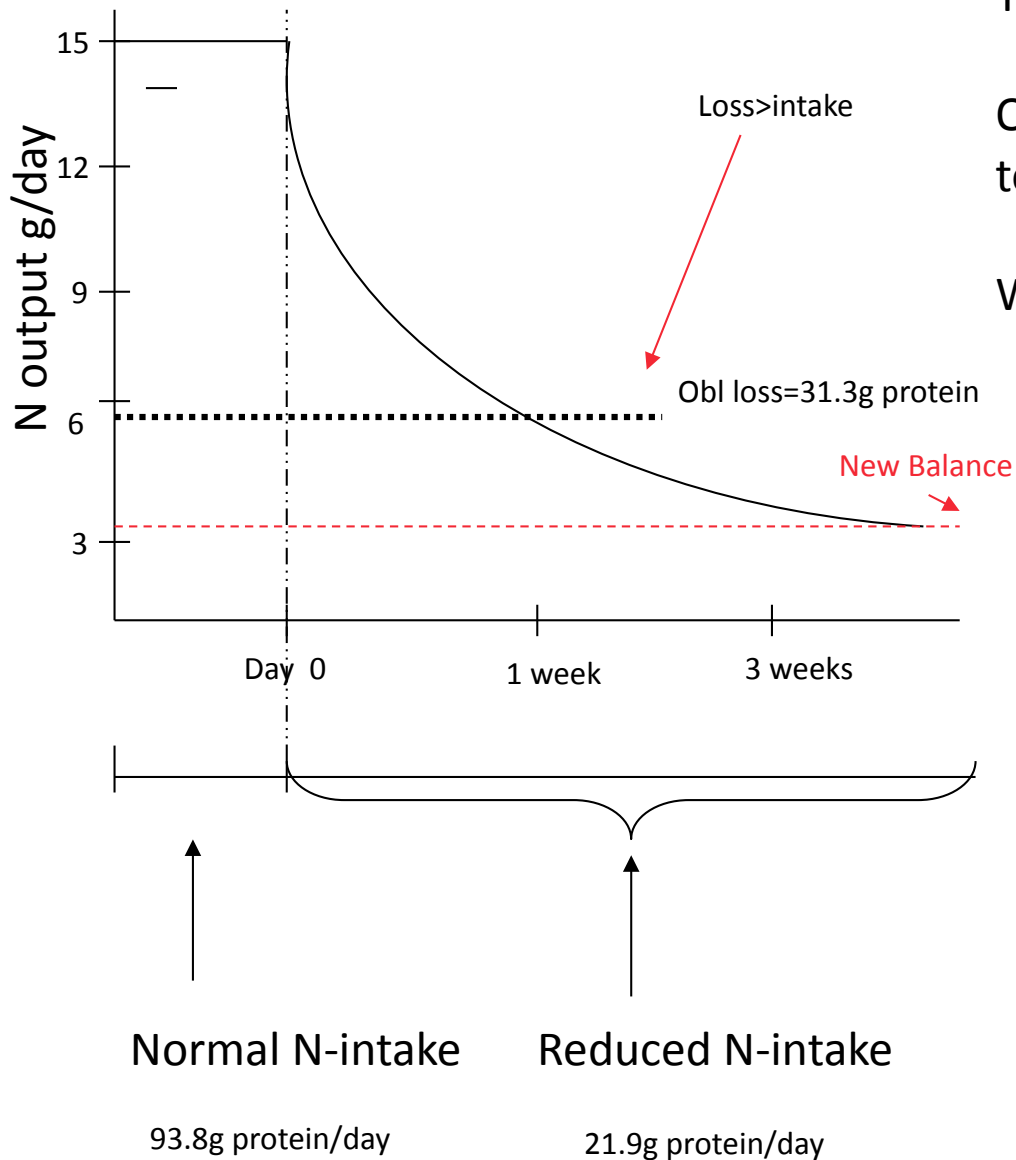
U_N = obligatory loss in a 70 kilo man is

70mgN/kgBW/day

$70\text{kg} * 70\text{mgN} = 4900\text{mgN}$

$(4.9\text{gN} * 6.25 = 31.3\text{g protein})$

A new N balance has been established



The 70 kilo man is fed 93.8g protein/daily

On day zero his protein intake is being reduced to 21.9g protein/daily (3.5g N)

What will he do to adapt to this new situation?

**During first week reduce the urinary loss to a minimum =31.3g protein
Eats less than obligatory loss, neg Bal
after 1 week of
31.9g-21.9g= 9.4g protein**

What will happen???

Has to loose weight to reduce obligatory loss
 $70\text{mgN/kgBW} \times x\text{kg} = 1.504\text{gN}$
 Loose 21 kilo BW
 BW=49kg

**A new N balance has been established,
but is it an adaptation as lost 21 kilo reduced**